

# Industrial Enclosures

## ➔ Control Desks CD1



AEAB is pleased to introduce a complete range of control desk and its accessories for all indoor and outdoor applications in any industry sector (automation industry, machine industry, electrical, civil industry and many more.



Solution Partner

Automation

**SIEMENS**

AUTHORISED SYSTEM HOUSE & SOLUTION PARTNER



### CONTROL DESKS

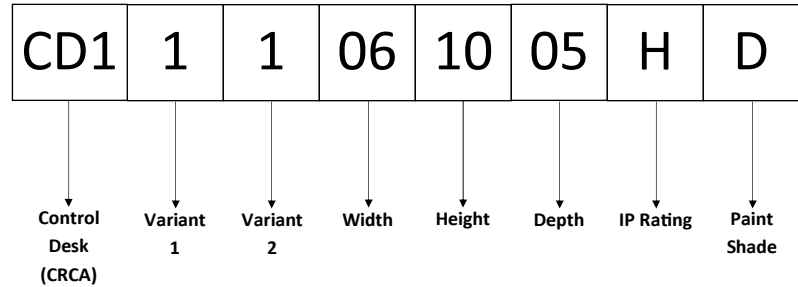
- MINIMUM SIZE IN MM  
600 x 1000+100 x 500 (WxHxD)
- MAXIMUM SIZE IN MM  
1200 x 1200 +100x 500 (WxHxD)
- IP52/IP42 DEGREE OF PROTECTION
- SECURED CAM LOCKING ARRANGEMENT
- SINGLE/DOUBLE TOP VARIANTS
- 36 DIFFERENT VARIANTS

### FEATURES:

- WIDE DOOR OPENING 120 DEG.
- POWDER COATED SURFACE (RAL 7035 & RAL 9005) FOR EXCELLENT FINISH AND DURABILITY.
- PU GASKET ENSURING HIGHER DEGREE OF INGRESS PROTECTION.
- SHEET CUTTING ON LASER MACHINE FOR HIGHER PRECISION, FINISH AND REPEATED ACCURACY.
- SINGLE & DOUBLE TOP ARRANGEMENT FOR BETTER COMPONENT PLACEMENT.
- IDOL DESIGNED AS PER OPERATOR'S COMFORT AND SUITABILITY.
- LIFTING HANDLES PROVIDED ON TOP COVERS FOR LIFTING.
- IDEAL FOR:
  - i. SPECIAL PURPOSE MACHINES
  - ii. SMALL/BIG INDUSTRIES
  - iii. ANY HARSH ENVIRONMENT

### GENERAL TECHNICAL SPECIFICATIONS:

- IP52/IP42 DEG. OF PROTECTION
- FABRICATED FROM 2.0MM CRCA SHEET.
- PLINTH FABRICATED IN 2.5MM HR SHEET.
- PU GASKET FOR HIGHER DEGREE OF PROTECTION
- MOUNTING PLATE 2.0MM GALVANIZED
- CAM LOCKING ARRANGEMENT
- RAL-7035 POWDER COATED ENCLOSURE FOR CORROSION RESISTANCE
- RAL-9005 POWDER COATED PLINTH FOR CORROSION RESISTANCE
- CONCEALED HINGE DESIGN ALLOWS 120 DEG. DOOR OPENING
- LIFTING HANDLES PROVIDED FOR DESK TOP COVER LIFTING.

**SINGLE TOP COVER (VARIANT)****DOUBLE TOP COVER (VARIANT)****Example:**

**Variant 1:**

- 1 - Single Top Cover (CRCA)
- 2 - Double Top Cover (CRCA)
- 3 - Single Top Cover (SS304)
- 4 - Double Top Cover (SS304)

**Variant 2:**

- 1 - W/o mounting plate
- 2 - 1 mounting plate
- 3 - 2 mounting plates

**Width :**

06 - 600 W  
08 - 800 W  
10 - 1000 W  
12 - 1200 W

**Height :**

10 - 1000 H  
12 - 1200 H

**Depth :**

05 - 500 D

**IP Rating :**

- H - IP52
- F - IP42

**Paint Shade :**

- C - RAL 7032
- D - RAL 7035
- E - RAL 9005

**NOTE: 600MM & 800MM WIDTH SINGLE DOOR**

**1000MM & 1200MM WIDTH DOUBLE LEAF DOOR**

## Control Desk CD1

### ⇒ Material:

Sheet steel 2.0mm

### ⇒ Surface Finish:

Structure and door : Powder coated in textured RAL 7035

Plinth : 2.5mm HR sheet and Powder coated in textured RAL 9005

Mounting Plate: 2.0mm Zinc-plated galvanized sheet

### ⇒ Protection:

IP52 /IP42

(Sr. No. 1 to 12-IP52 & 13 to 18-IP42)  
(Sr. No. 19 to 30-IP52 & 31 to 36-IP42)

### ⇒ Supply includes:

Desk with door, top cover, gland plate, door with hinges, cam locks, mounting plate and plinth.

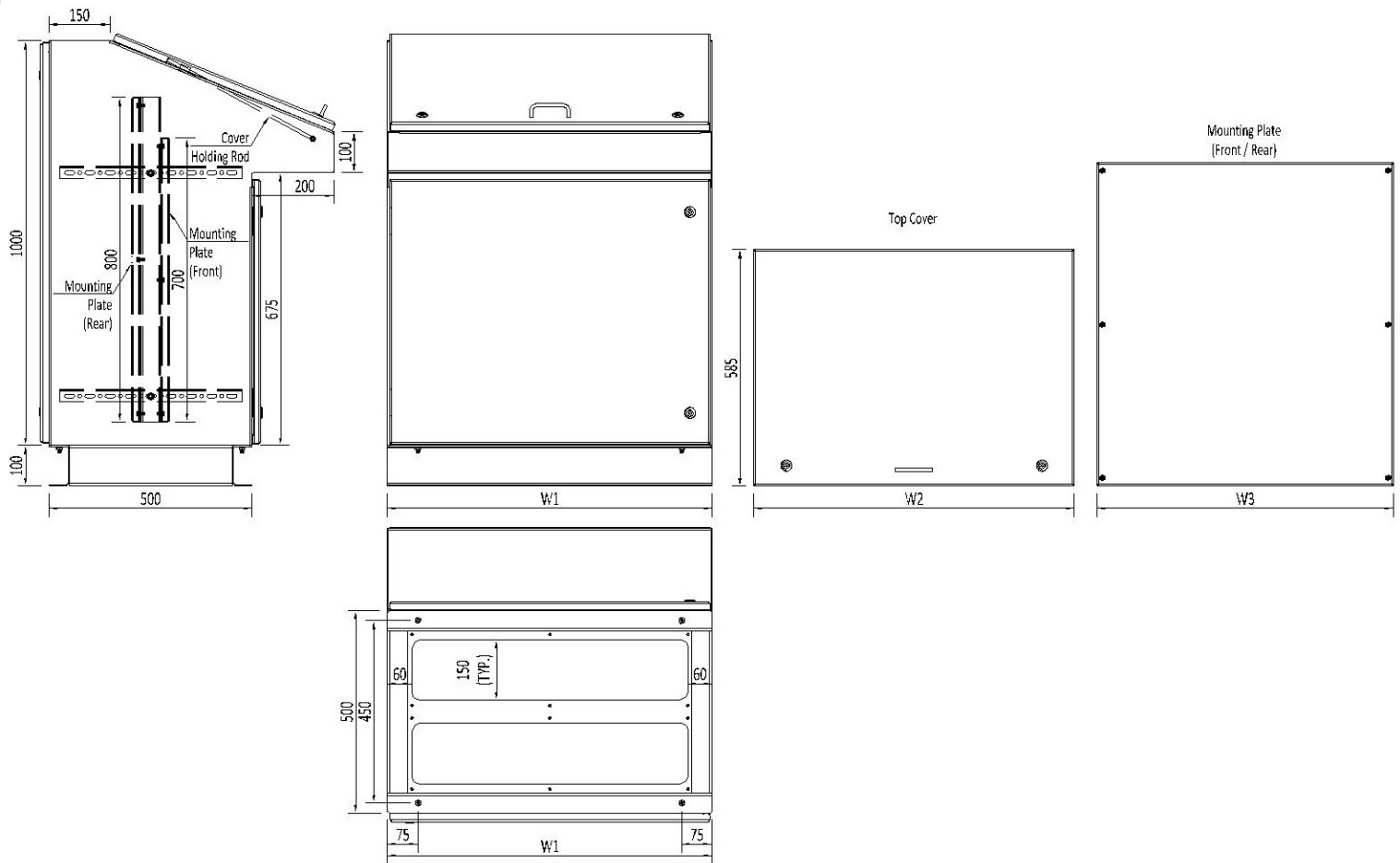
**Sr. No. 19 to 36 only top covers are in SS304 1.5mm.**

### Control Desks:

Sr. No.	Part No.	Variant 1	Size in mm W x H x D	Variant 2
1	CD111061005HD	Single Top Cover (CRCA)	600Wx1000Hx500D	w/o M.P.
2	CD112061005HD		600Wx1000Hx500D	1 M.P.
3	CD113061005HD		600Wx1000Hx500D	2 M.P.
4	CD111081005HD		800Wx1000Hx500D	w/o M.P.
5	CD112081005HD		800Wx1000Hx500D	1 M.P.
6	CD113081005HD		800Wx1000Hx500D	2 M.P.
7	CD121061205HD	Double Top Cover (CRCA)	600Wx1200Hx500D	w/o M.P.
8	CD122061205HD		600Wx1200Hx500D	1 M.P.
9	CD123061205HD		600Wx1200Hx500D	2 M.P.
10	CD121081205HD		800Wx1200Hx500D	w/o M.P.
11	CD122081205HD		800Wx1200Hx500D	1 M.P.
12	CD123081205HD		800Wx1200Hx500D	2 M.P.
13	CD121101205FD		1000Wx1200Hx500D	w/o M.P.
14	CD122101205FD		1000Wx1200Hx500D	1 M.P.
15	CD123101205FD		1000Wx1200Hx500D	2 M.P.
16	CD121121205FD		1200Wx1200Hx500D	w/o M.P.
17	CD122121205FD		1200Wx1200Hx500D	1 M.P.
18	CD123121205FD		1200Wx1200Hx500D	2 M.P.
19	CD131061005HD	Single Top Cover (SS304)	600Wx1000Hx500D	w/o M.P.
20	CD132061005HD		600Wx1000Hx500D	1 M.P.
21	CD133061005HD		600Wx1000Hx500D	2 M.P.
22	CD131081005HD		800Wx1000Hx500D	w/o M.P.
23	CD132081005HD		800Wx1000Hx500D	1 M.P.
24	CD133081005HD		800Wx1000Hx500D	2 M.P.
25	CD141061205HD	Double Top Cover (SS304)	600Wx1200Hx500D	w/o M.P.
26	CD142061205HD		600Wx1200Hx500D	1 M.P.
27	CD143061205HD		600Wx1200Hx500D	2 M.P.
28	CD141081205HD		800Wx1200Hx500D	w/o M.P.
29	CD142081205HD		800Wx1200Hx500D	1 M.P.
30	CD143081205HD		800Wx1200Hx500D	2 M.P.
31	CD141101205FD		1000Wx1200Hx500D	w/o M.P.
32	CD142101205FD		1000Wx1200Hx500D	1 M.P.
33	CD143101205FD		1000Wx1200Hx500D	2 M.P.
34	CD141121205FD		1200Wx1200Hx500D	w/o M.P.
35	CD142121205FD		1200Wx1200Hx500D	1 M.P.
36	CD143121205FD		1200Wx1200Hx500D	2 M.P.

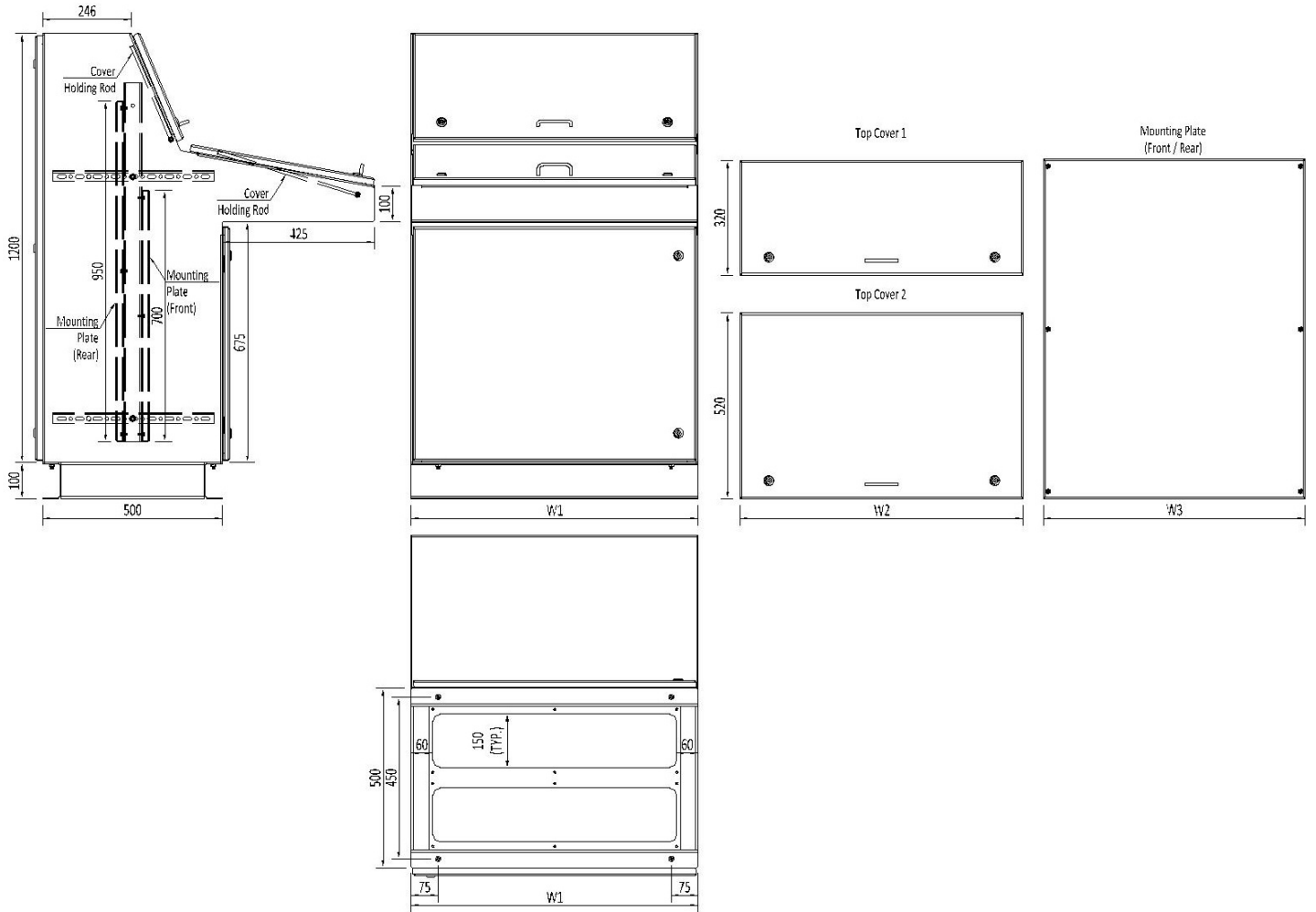
**NOTE: Special sizes available on request.**





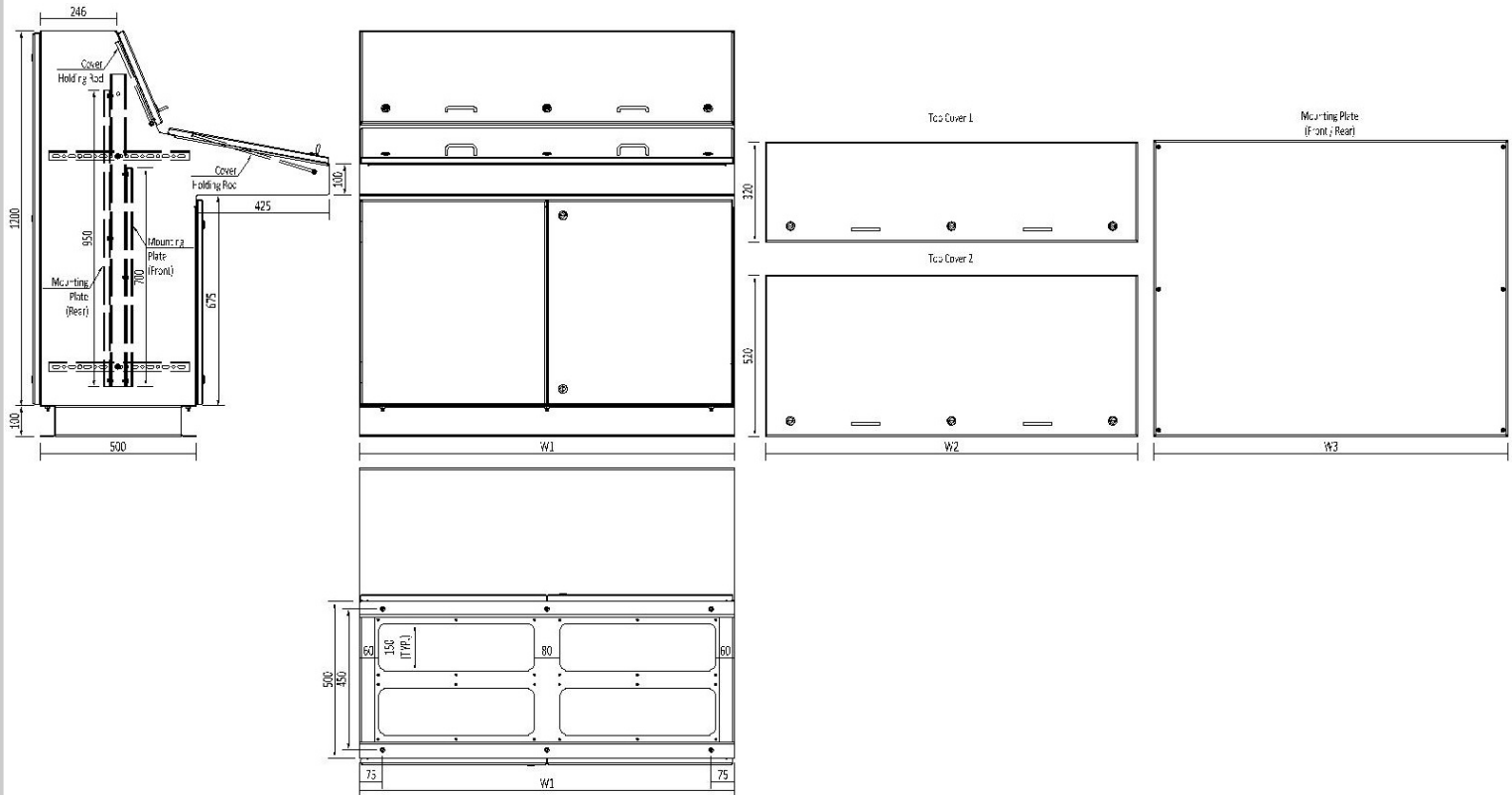
### Control Desks CD1:

Sr. No.	Part No	W1	W2	W3
1	CD111061005HD	600	590	530
2	CD112061005HD	600	590	530
3	CD113061005HD	600	590	530
4	CD111081005HD	800	790	730
5	CD112081005HD	800	790	730
6	CD113081005HD	800	790	730
7	CD131061005HD	600	590	530
8	CD132061005HD	600	590	530
9	CD133061005HD	600	590	530
10	CD131081005HD	800	790	730
11	CD132081005HD	800	790	730
12	CD133081005HD	800	790	730



## Control Desks CD1:

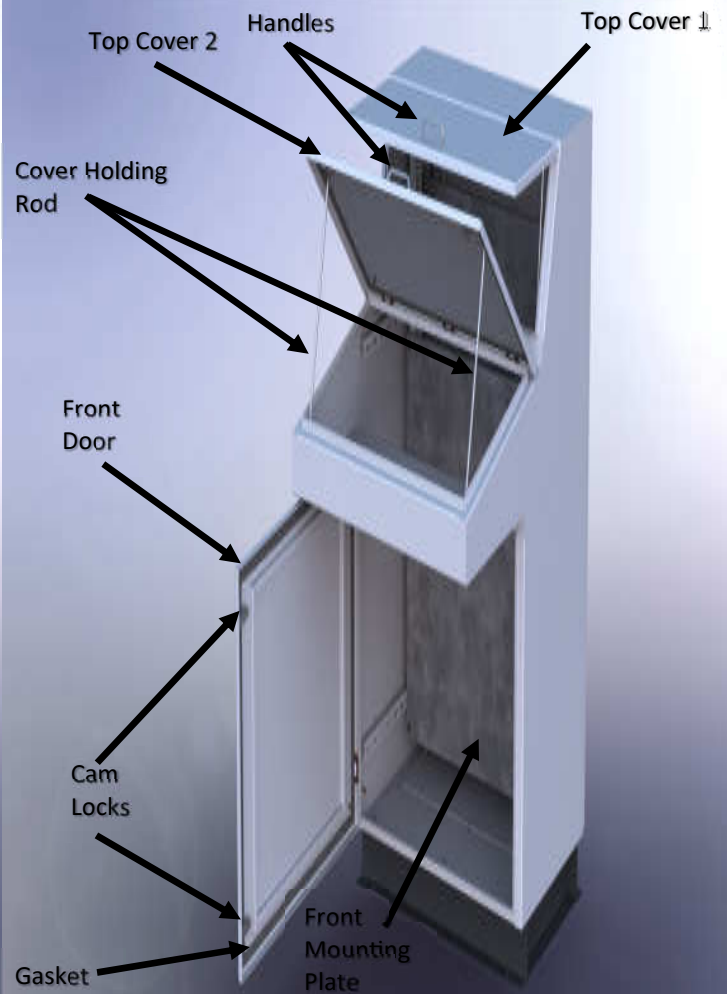
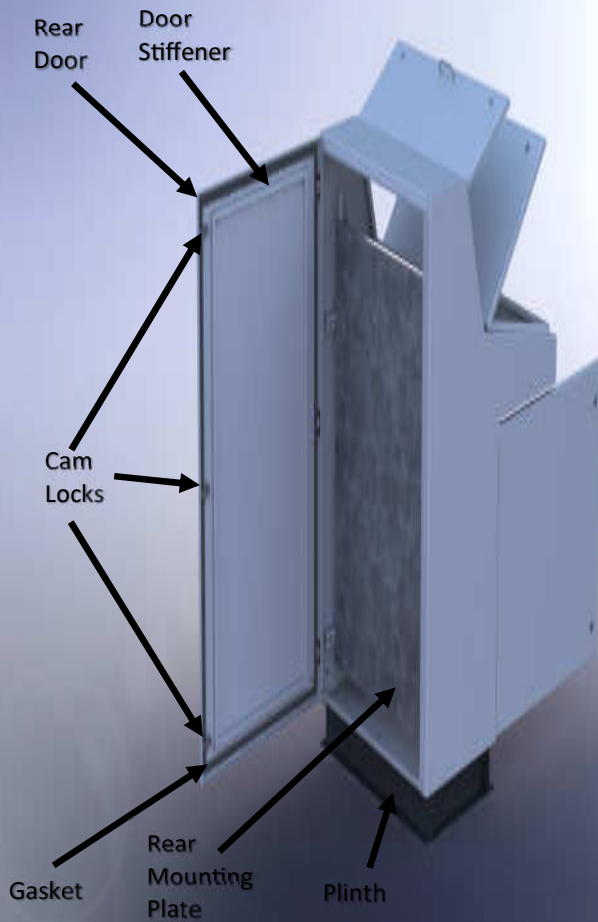
Sr. No.	Part No	W1	W2	W3
1	CD121061205HD	600	590	530
2	CD122061205HD	600	590	530
3	CD123061205HD	600	590	530
4	CD121081205HD	800	790	730
5	CD122081205HD	800	790	730
6	CD123081205HD	800	790	730
7	CD141061205HD	600	590	530
8	CD142061205HD	600	590	530
9	CD143061205HD	600	590	530
10	CD141081205HD	800	790	730
11	CD142081205HD	800	790	730
12	CD143081205HD	800	790	730



### Control Desks CD1:

Sr. No.	Part No	W1	W2	W3
1	CD121101205FD	1000	990	930
2	CD122101205FD	1000	990	930
3	CD123101205FD	1000	990	930
4	CD121121205FD	1200	1190	1130
5	CD122121205FD	1200	1190	1130
6	CD123121205FD	1200	1190	1130
7	CD141101205FD	1000	990	930
8	CD142101205FD	1000	990	930
9	CD143101205FD	1000	990	930
10	CD141121205FD	1200	1190	1130
11	CD142121205FD	1200	1190	1130
12	CD143121205FD	1200	1190	1130

## Control Desk Assembly



Industrial Enclosures

## M/s Automation Engineers A.B. Pvt. Ltd.

Sales Off.: Plot No. A-69, Sector-83,  
Phase-II, Noida (Behind Hosiery  
Complex) U.P. 201305

Email: [aeab@aeab.in](mailto:aeab@aeab.in), Website: [www.aeab.in](http://www.aeab.in)